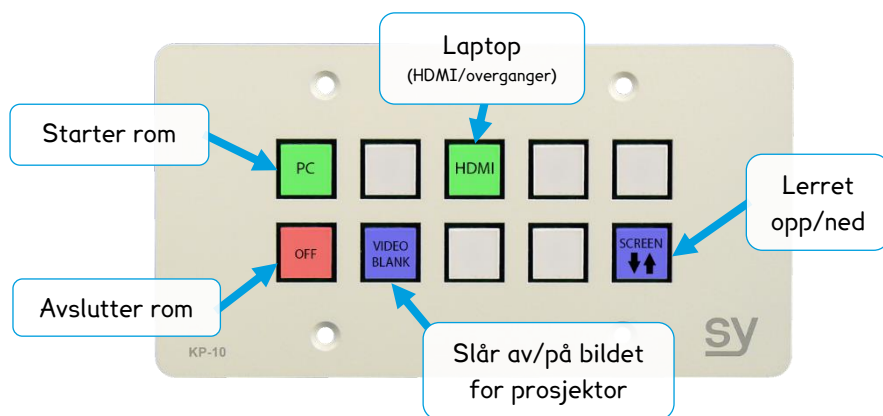


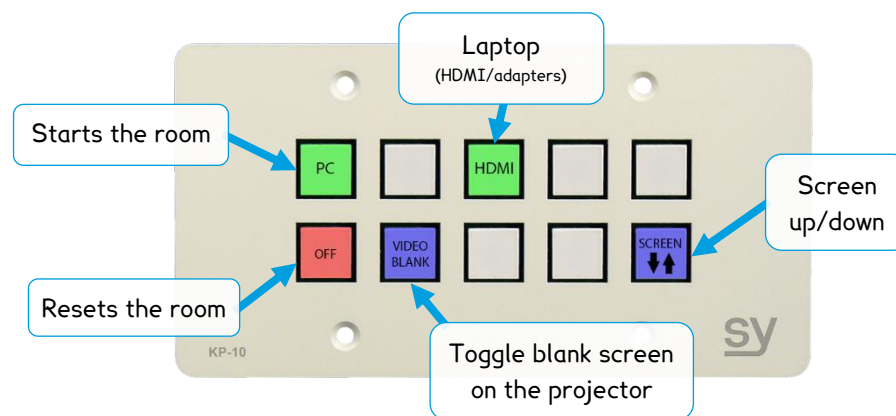
Hvordan benytte digitalt utstyr i rommet

VIKTIG! Bruk mus eller tastatur for å aktivere skjermer.

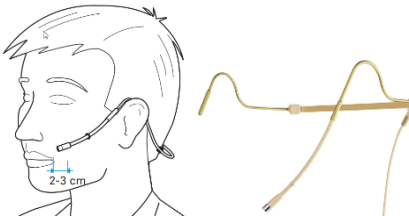


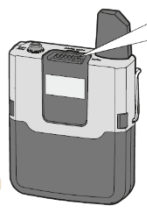
How to use digital equipment in this room

IMPORTANT! Use the mouse or keyboard to activate the screens.

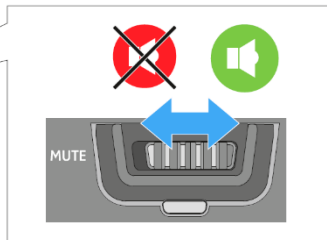


Mikrofonen slår seg automatisk på når den løftes fra ladestasjonen. Vent i 5-10 sekunder.



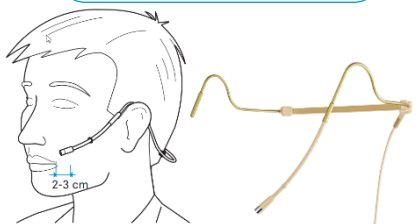


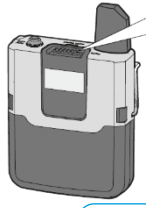
Mute av/på.
(Skarp grønt lys gir lyd)



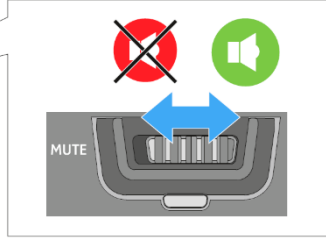
NB! Husk å sette mikrofon tilbake på lading etter bruk.

The microphone turns on automatically when lifted from the charging station. Wait for 5-10 seconds.





Mute on/off.
(Bright green light = audio)

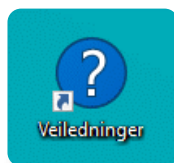


NB! Remember to put the microphone back in the charging cradle.

Ved feil på teknisk utstyr, ring **75 51 74 00**

Se mappen «Veiledninger» på skrivebordet for mer info.

**NB! NÅR DU FORLATER ROMMET - LUKK NETTLESER!
PC SKAL IKKE SLÅES AV!**



In case of faulty equipment, call **75 51 74 00**

See folder "Veiledninger" on the desktop for more info.

**NB! WHEN YOU LEAVE THE ROOM - CLOSE THE BROWSER!
PC MUST NOT BE SWITCHED OFF!**

