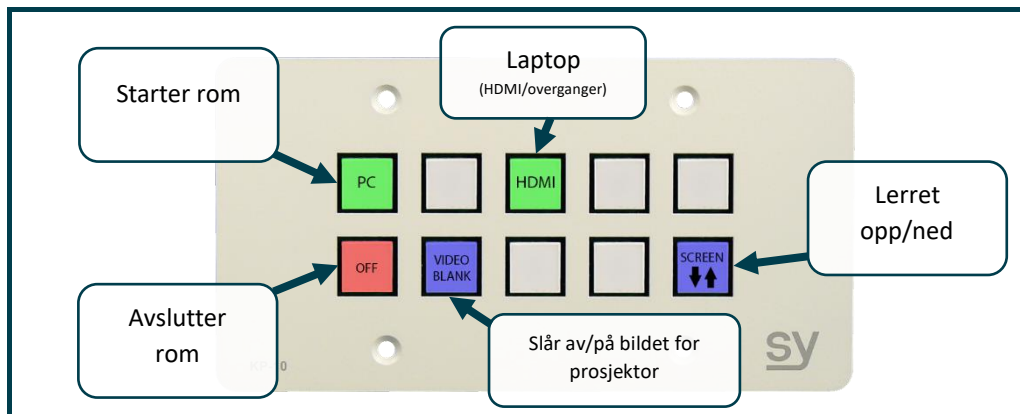


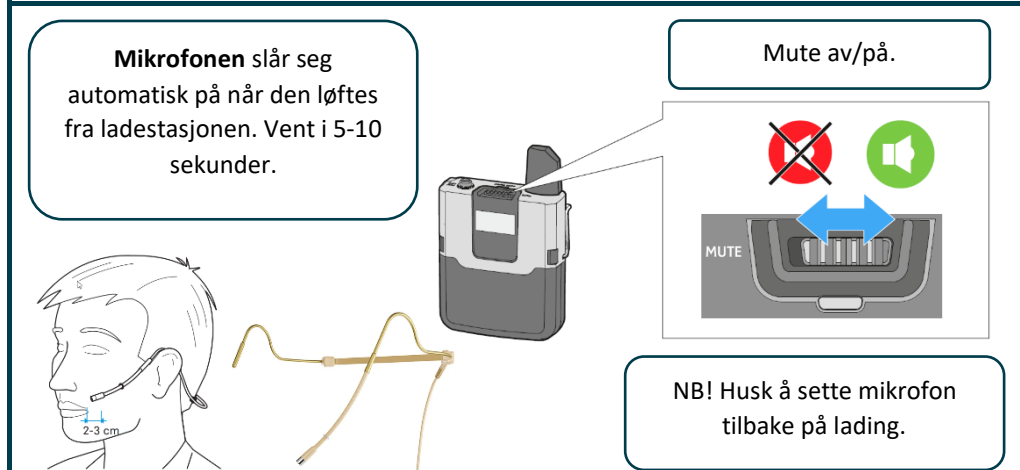
Hvordan benytte digitalt utstyr i rommet

VIKTIG! Bruk mus eller tastatur for å aktivere skjermer.



Mikrofonen slår seg automatisk på når den løftes fra ladestasjonen. Vent i 5-10 sekunder.

Mute av/på.



NB! Husk å sette mikrofon tilbake på lading.

Ved feil på teknisk utstyr, ring 75 51 74 00

Se mappen «Veiledninger» på skrivebordet for mer info.

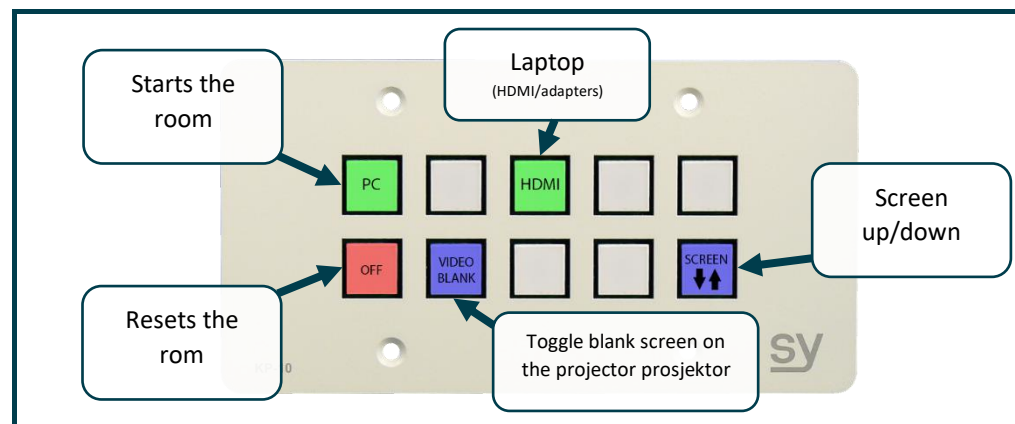
NB! NÅR DU FORLATER ROMMET - LUKK NETTLESER!
PC-EN SKAL IKKE SLÅS AV!



How to use digital equipment in this room

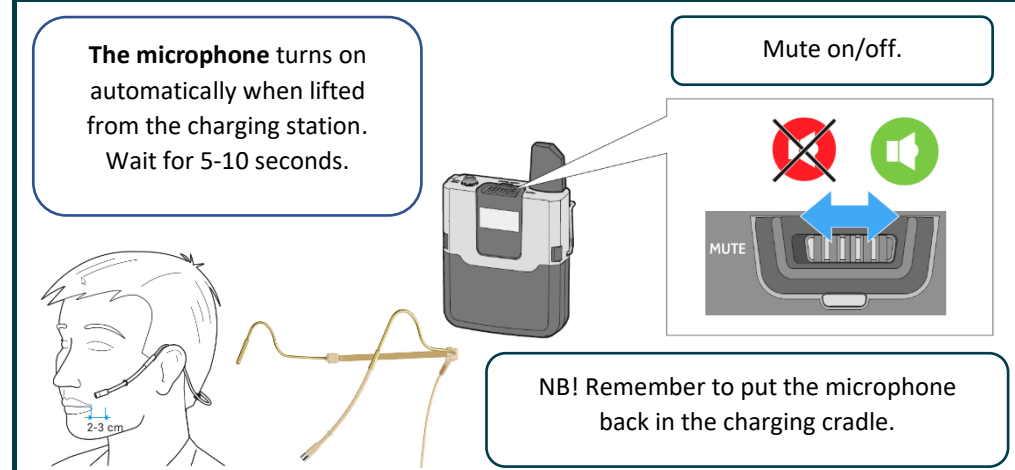
Flip for English version

IMPORTANT! Use the mouse or keyboard to activate the screens.



The microphone turns on automatically when lifted from the charging station. Wait for 5-10 seconds.

Mute on/off.



NB! Remember to put the microphone back in the charging cradle.

In case of faulty equipment, call 75 51 74 00

See folder «Veiledninger» on the desktop for more info.

NB! WHEN YOU LEAVE THE ROOM – CLOSE THE BROWSER!
PC MUST NOT BE SWITCHED OFF!



Snu for norsk